

Newman & Gray

DESIGNER COLLECTION

Bespoke Wood Floors

From the Certified Forests of Europe to the floor of your next interior project you know that when you choose a Newman And Gray Real wood floor **YOU ARE CHOOSING SO MUCH MORE THAN JUST A FLOOR.** You are choosing unrivalled natural beauty that no other material can offer. A real floor that offers so much to the built interior.

Quality. Using only the finest quality raw materials including European Oak in prime and natural grades, Douglas Fir, Walnut and Wenge allowing you to select from a range of species to create the right interior look.

Made in Britain. We are proud that Newman and Gray Designers Collection floors are made in the U.K. Our revolutionary manufacturing processes in colour technology, surface treatments and finishes are testament to the experienced and dedicated team of people that work endlessly to achieve the best results.

Sustainability. So key to our approach is the guarantee that all Designers Collection floors are made from real wood which comes only from forests that demonstrate the necessary forest management credentials under FSC (the

forestry stewardship council www.fsc-uk.org/en-uk) and PEFC (the programme for the endorsement of forest certification www.pefc.co.uk) A reassuring attribute and key driver in the development of our products.

Practicality, Durability and Availability. Our wood floors have been installed in many interiors from art galleries, restaurants, public spaces and residential properties. With a warranty of up to 25 years and all ancillary materials to compliment your floor you have the complete piece of mind knowing additionally that all products are in stock ready for your order.

Aesthetics and Attributes. Real wood flooring is a stunning and natural raw material used in so many interiors... why? Well here are just a few reasons... **Very long lasting**... wood flooring is extremely durable and **can last**

for generations... it may take a few knocks along the way however wood always offers a **timeless appeal** and because it is a natural covering it **develops its own character as it ages**... wear and tear shapes the look of the floor over time but unlike other floors, a real wood floor can be renovated and returned to its original appearance.

Healthy and Hygienic. Wood floors are hygroscopic meaning they are forever exchanging with the atmosphere they are in creating a healthier indoor environment reducing respiratory associated ailments. Wood is safe and emits no VOC emissions. The properties of wood make it insulating as a material and also a popular choice when laid in conjunction with underfloor heating. If you want a floor that is ecologically sound then a certified wood floor is the solution.

Efficient and Ecological. Producing wood compared to many other coverings and building materials is the most carbon efficient using the least amount of energy during its production. Add to that the carbon efficient life cycle of wood as it stores carbon and can be reused and recycled. When you consider just some of the benefits of a real wood floor you have to understand its value as a surface and what that means when cost is a factor in your decision making.

Services. Face to face and telephone consultations are available so that you can discuss your projects and we can assist you on understanding how our products can benefit your design and interior needs. We are proud to have one of the most prompt nationwide sample services to back up your staging and presentation to your clients.




contents

OUR COLLECTION

PLANK - HERRINGBONE - CHEVRON.....	6 - 8	CHOOSE YOUR FINISH	12
SHAPED DESIGNS	9	CHOOSE YOUR TREATMENT	13
CHOOSE YOUR GRADE	10	TORCHED FINISHING	14
CHOOSE YOUR TEXTURE.....	11	CORE RANGE	15 - 28





And so begins the journey...where so many other portfolio's end, with ours its just the beginning. Newman and Gray recognise the Importance of tone, shade

and colour. Providing floors that can deliver imposing and bold statements that command their place to more subtle and calm blends allowing for a neutral

position amongst any interior. When others hit the wall with limited offerings here at Newman and Gray our colour wall displays over 800 individual colour

tones created by our experts to meet our clients individual taste... beyond this, we make it even more unique for you with our bespoke colour service.

PLANKS

Newman and Gray offer you the option of thickness, width and grade in your chosen finish.

Still the most favoured style of wood today is the plank design. Wonderfully engineered and crafted the plank format offers beauty and stability. Our Engineered planks are delivered with a host of added features and colour ways.

We simplify the starting point for you by illustrating the products that represent our 36 most popular and appealing colour ways (from page 16).

Other dimensions are available upon request.


Planks

12/3 x 180mm x Random Lengths 600-2200mm

15/4 x 140 / 180 / 220mm x Random Lengths 600-2200mm

20/6 x 140 / 180 / 220 / 260 / 300mm x Random Lengths 1400-2400mm





HERRINGBONE

The traditional format wooden floor which still remains a **popular design choice**. Once the symbol of the school hall to mill buildings and galleries.

Newman and Gray herringbone floors are available in a greater selection of sizes and installed from homes to the high street and hotels to the workspace. Our extended range of formats allow you to co-ordinate the format to your interior. Larger herringbone formats deliver a more contemporary feel compared to smaller shorter blocks which feel more at home in a traditional setting.

We keep our herringbone blocks in raw form and then apply the specified colours and treatments chosen by you.

Other dimensions are available upon request.

Herringbone Blocks

* 15/4 x 70 x 350mm

* 20/5 x 70 x 350mm

10/4 x 90 x 500mm

15/4 x 90 x 500mm

20/6 x 90 x 500mm

15/4 x 120 x 600mm

20/6 x 120 x 600mm

*These sizes are only available in our tumbled finishes on pages 18 & 19.

CHEVRONS

Originating around the 1600's as wood flooring, chevron as a design was inspired by the Romans. They made their brick roads directional creating an almost linear appearance which in later years crept into flooring design.

Installed in the 1600's in one of the origins most recognisable buildings of that period, the Palace of Versailles, chevron today is still noted for retaining its regal appearance and brings a modern classic French period look to interiors.

Our timeless 500 x 90 x 10/4mm chevrons are available from stock and finished to order.

Other dimensions are available upon request.

*These sizes are only available in our tumbled finishes on pages 18 & 19.

Chevrons - **45 Degree Angle**


10/4 x 90 x 500mm


15/4 x 90 x 500mm

20/6 x 90 x 500mm

15/4 x 120 x 600mm

20/6 x 120 x 600mm





CUBE

HEXAGON

MANSION WEAVE

CONTINUOUS VERSAILLE

SHAPED DESIGNS

Okay, so sometimes you want to make more of a statement... so do it with one of **our impressive shaped designs**. Cube, Hexagon, Mansion Weave or Continuous Versailles.

Our shapes give a unique dimension to wooden flooring. They can appear as a full floor, an inset with plank surrounds or can also be framed by textiles. Colour selection is also an option here so if you want a pixelated hexagon, a bold mansion weave or perhaps a cube in different shades of grey....Whatever your interior, know that all of our floors can be mixed and matched amongst our full range of conventional formats too, offering you the ultimate choice.

Other dimensions are available upon request.

Each of the shaped designs are available in 15/4 or 20/6mm.

Cube

200mm wide

Mansion Weave

200mm wide centre 90mm wide weave

Hexagon

200mm wide

Continuous Versailles

350 x 70mm and 140 x 140mm

CHOOSE YOUR GRADE



Prime Grade

GENERAL	Clear grade with mixture of natural grain.
KNOTS	Occasional pin knots < 10mm.
SAPWOOD	Minimal edge and core sapwood.
COLOUR	Natural variation allowed with no heart wood.



Rustic Grade

GENERAL	Rustic grade with mixture of natural grain and knots.
KNOTS	Healthy sound knots up to 60mm with dead knots up to 25mm and holes firmly filled.
SAPWOOD	Minimal edge and core sapwood.
COLOUR	Natural variation allowed with some heart wood.

CHOOSE YOUR TEXTURE



Brushed

Removing the soft grain enhances the texture of the timber.

Available in light, medium or heavy brushed.



Aged & Tumbled

Each piece of flooring is tumbled to achieve an authentic aged look to the edges and surface of the timber.



Bandsawn

Our bandsawn floors have traditional cut marks across the face of the floor and particularly suit retail and commercial projects.

CHOOSE YOUR FINISH



UVM - Matt and Extra Matt

The flattest and closest resemblance to woodlook by providing a natural raw matt appearance.



UVS - Silk

Over 75% of orders are chosen with this finish sitting inbetween matt and gloss finish.



UVS - Satin

The shiniest of the three options represents gloss.

Refer to your Newman and Gray consultant to see how these finishes appear in natural light.
Samples available on request.

CHOOSE YOUR TREATMENT



Light Smoked

Surface smoked – tones of light to medium brown.



Medium Smoked

Surface smoked – tones of medium to dark brown.



Dark Smoked

Surface smoked – tones of dark brown.



Fumed

100% Fumed - tones of deep dark brown/black.




Image 1

Our **fumed and smoked** colours are achieved through a process which reacts with the natural tannins in the oak and although we use controlled processes, the final colours are dictated by nature and not by using pigmented stains. As shown in Image 1 of our herringbone. Please be aware that when you buy smoked or fumed oak there will be a large variation in colour, this is the beauty of having these floors.

SOOTLINE FINISH - EDGE FLAMED



Torched Light Smoked




Torched Aged & Tumbled Light Smoked



Torched Bandsawn Light Smoked

Artistry of the flame. A clever process of our manufacturing which replicates the vintage planks of an aged wooden Lodge or grand chateau. Drafty air from below the floorboards and soot from open fires above the floor come together and oxidise on the edges of the plank creating a sootline edge. This creates definition and dimension on the plank edges over decades. Our experts masterfully recreate this look with a carbonising process just on the board edges. This process is repeated to achieve the required result.

As with smoking and fuming the torched process reacts in different ways with the '*nature that is wood*'. Wider grain and knots will not burn as fast as the wood around them, especially if that surrounding grain is closer together. Whilst the effect will always show variation in finish, the position at which the torches are fixed in the machine is kept constant for consistency of the torching. This process is only available in our range of plank floors on the long edges, not the short ends.





OUR COLLECTIONS

PLANK

HERRINGBONE

CHEVRON

Newman and Gray offer you the option of thickness, width and grade in your chosen finish.

Our core range of 36 finishes are a few of our favourites to inspire you, with endless options of textures, colours and finishes available.

All designs and dimensions shown on pages 6 - 9 are produced to order and also available in the majority of our bespoke range of finishes, with delivery times confirmed at time of order.




NG901 Subtle White (Grain Only)




NG902 Standard White



NG903 Intense White





NG512 Woodlook Matt



NG910 Matt UVM



NG911 Satin UVS



NG916 Antique Brown



NG921 Light Smoked

NG923 Light Smoked White (Grain Only)

NG922 Light Smoked White

NG929 Dark Smoked White



NG497 Heavy Brushed Dark Smoked White Matt


NG569 Heavy Brushed Grey

NG521 Medium Smoked Natural (Grain Only)

NG941 Dark Smoked



Bespoke Finish



NG419



NG1975 Medium Smoked & Bespoke Oil

NG1976 Medium Smoked & Bespoke Oil

NG938 Light Grey

NG939 Dark Grey

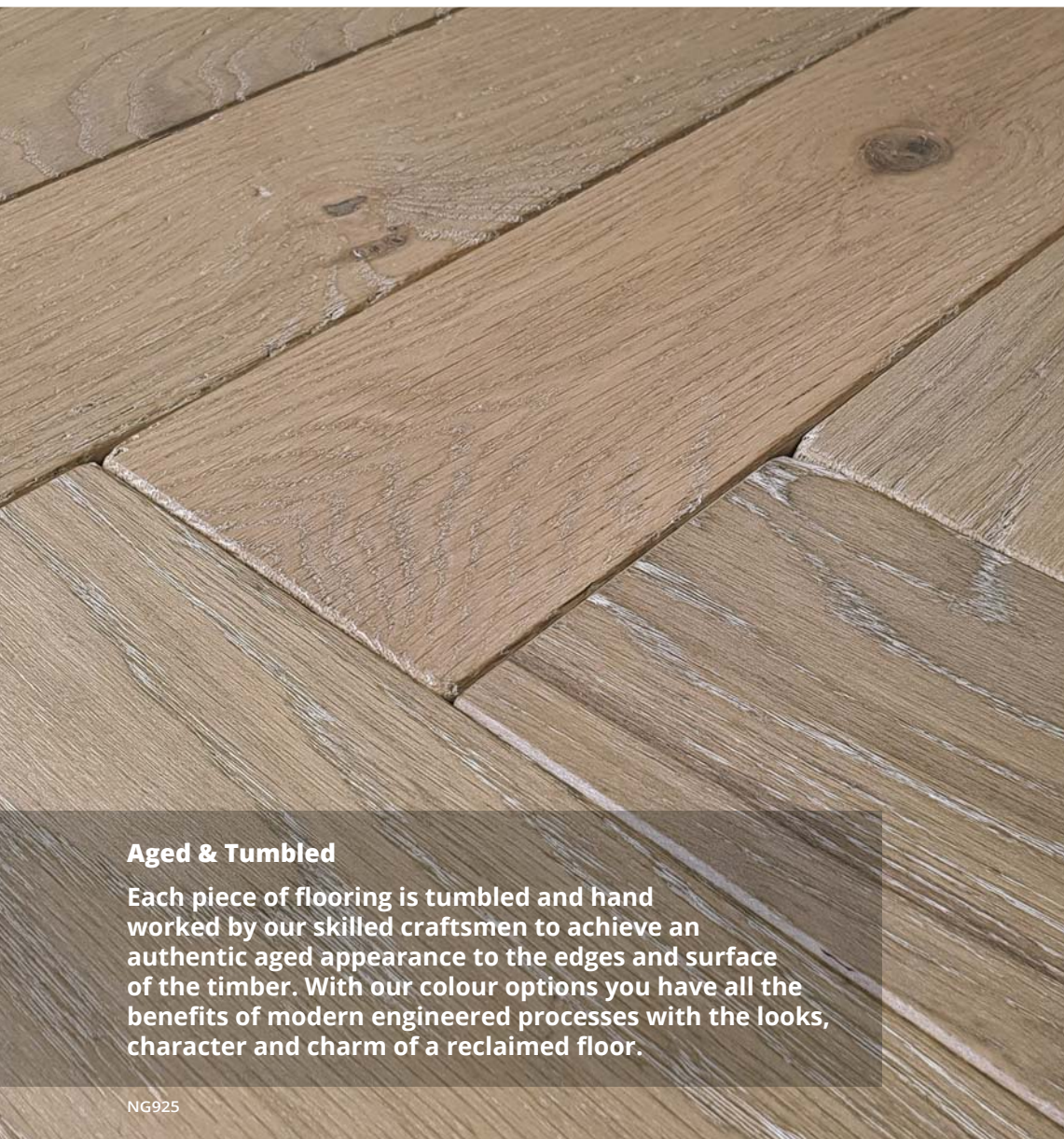


NG920 Satin (on 100% Fumed)

NG904 Intense Black



NG904



Aged & Tumbled

Each piece of flooring is tumbled and hand worked by our skilled craftsmen to achieve an authentic aged appearance to the edges and surface of the timber. With our colour options you have all the benefits of modern engineered processes with the looks, character and charm of a reclaimed floor.

NG925



NG912 Aged & Tumbled



NG924 Aged & Tumbled Light Smoked



NG943 Aged & Tumbled Dark Smoked

NG919 Aged & Tumbled White

NG925 Aged & Tumbled Light Smoked White

NG932 Aged & Tumbled Dark Smoked White



NG913 Bandsawn

NG926 Bandsawn Light Smoked

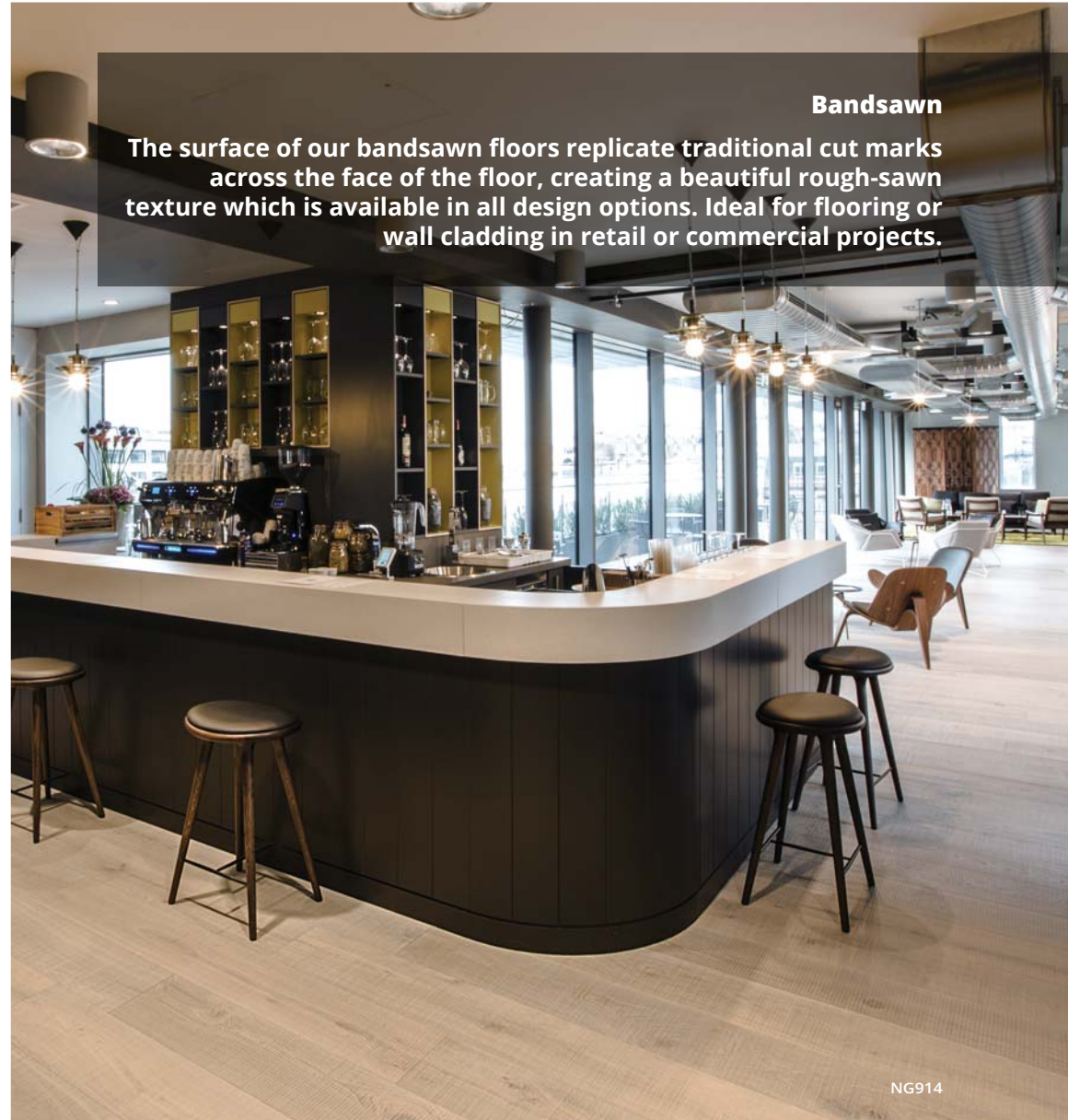
NG944 Bandsawn Dark Smoked

NG914 Bandsawn White



NG419 Bandsawn Light Smoked Sand

NG934 Bandsawn Dark Smoked White



NG914

DISCUSSION AND CONSULTATION. At Newman and Gray we like to do some things the old fashioned way... it all starts with a conversation with you. Call us on our contact numbers to discuss your projects and what it is you require and how we can start the process of assisting you along the way.



From our initial discussions we can provide further support by means of offering a **sample service** of our products. We provide **digital support** from **data sheets** to room set images for illustrations and case references to satisfy specification requirements. We offer qualified wrap around technical back up to you helping you to get it right first time and every time. We can also assist with installation partners who are qualified to

install providing a complete solution.


We believe in offering complete solutions which is why we provide all materials required from colour matching trims, edgings and skirting boards, to adhesives, primers, levelling compounds and installation tools and accessories.

We provide onsite **consultations and presentations** to our clients, architects and designers to

equip you with a better understanding of our products identifying where they fit in amongst other materials and interiors.

In addition to our popular core ranges our strength is in our ability to **create any colour** required. We do this by working with you to identify what tones and finishes you require and then **we produce a custom colour for you** which

you can customise further by choosing from many formats, textures and grades. Our colour wall holds the recipes of over 2000 custom tones meaning our range often goes so much further than that of many others. In many scenarios we also match floors by other companies whom may not be capable to deliver some of the added elements available from a Newman and Gray floor.



WE GO FURTHER AND MAKE IT HAPPEN FOR OUR CUSTOMERS.



Bespoke Finish



NG943



Clayton Newman

Mobile 07534 999 504 Office 01257 249 440